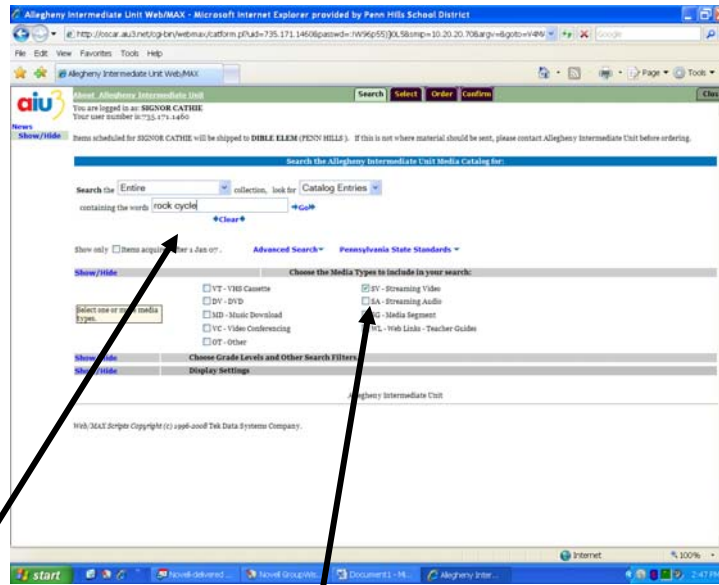


Streaming Video Preview/Download Directions

<http://oscar.aiu3.net/webmax/loginng.html>

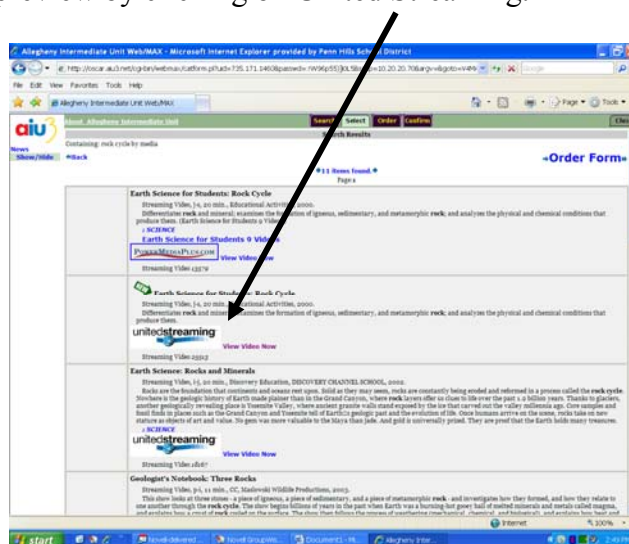
Username: **phsd e-mail address** Password: Contact tech or Sharon
Check building listed at the top of the home page. If it is not correct, contact Sharon Chambers.



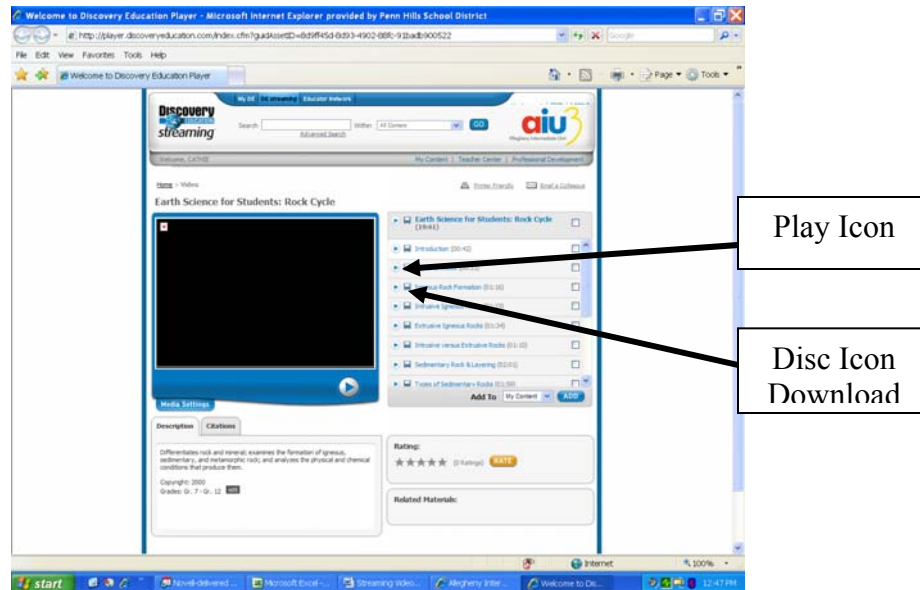
Enter a topic in search Select SV for Streaming Video Click Go to start search.

Search Results: May need to scroll down to view search results.

Select the video to preview by clicking on United Streaming.



The following window appears:

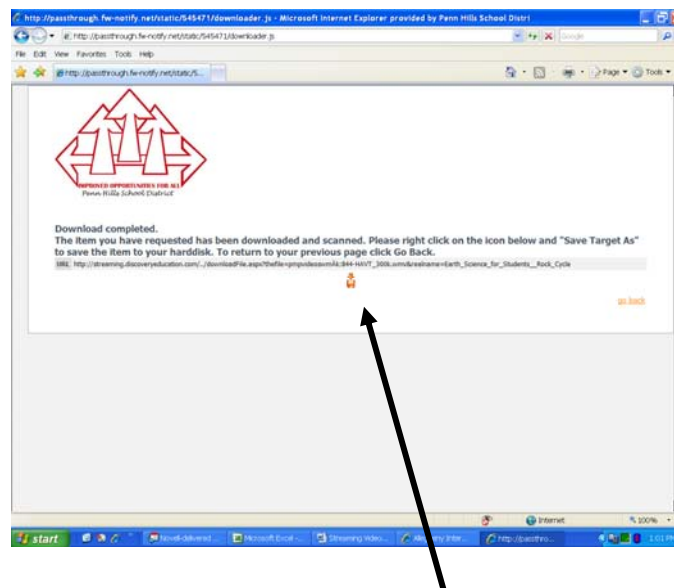


Preview first.....Evaluate usefulness.....Download if useful

You can choose to preview the entire video or just segments.

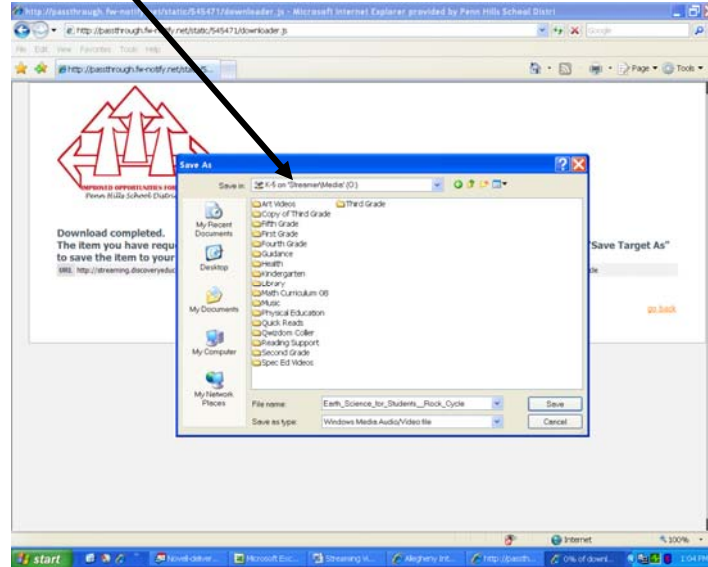
To Preview, click on the blue ► and the video will start in the window on the left.

To Download the video, click on the disk icon for the entire video or for the chosen segment. The screen below will open after the download is completed.



Right click on the disk icon and click on "Save target as".

Browse to the K-5 streamer/media drive and select it.

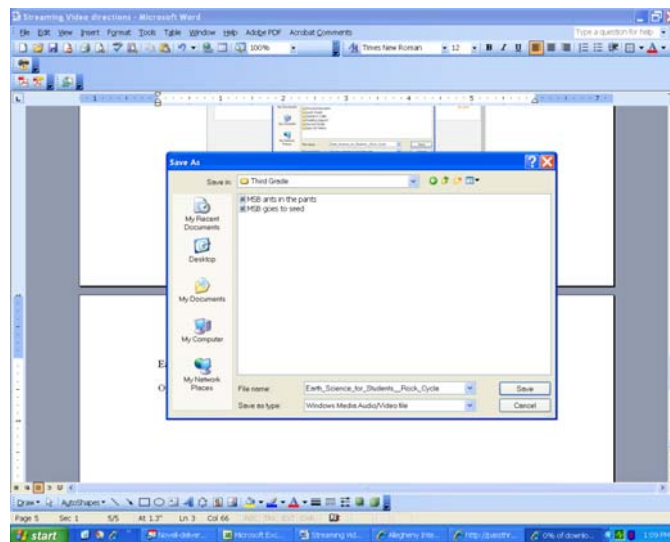


Saving Location

Each grade level has a folder on this drive for saving videos. These videos can be shared by the staff in the elementary division.

Open the specific grade level folder, and click Save.

Note: In the grade level folder, a new folder can be created for the subject of the class that the video matches by using the new folder icon in the menu after the grade level folder is opened.



The video is now saved for anyone in the elementary division to use.